

SAVE TIME.

Order Ahead.



SCAN WITH
YOUR CAMERA

WHY DOWNLOAD THE APP?

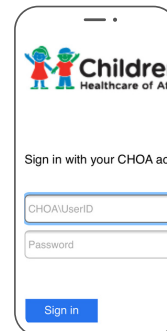
ORDER AHEAD
NO LINES
CONTACT-LESS PICKUP
EXCLUSIVE PROMOS

OR VISIT <https://supportcenter.choa.org> to
access the website on your desktop

1

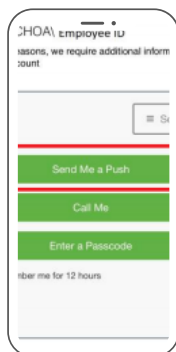
Sign in using your email
address and password.
Make sure to add **@choa.org**
after your email address.

EXAMPLE:
choa\your.name@choa.org



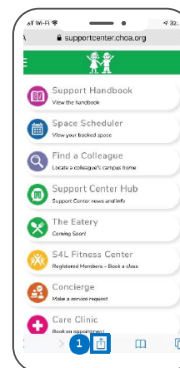
2

Click 'Send Me a
Push' or 'Call Me' to
authorize
Duo. Check the
'Remember Me for
12 Hours' box.



3

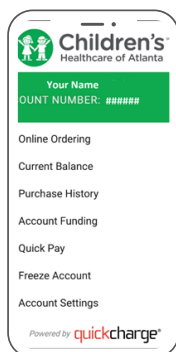
Click The Eatery. Select
Online Ordering within
the QuickCharge app.



4

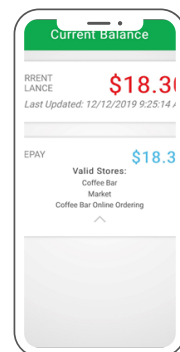
ORDER FOOD:

Browse menus and
select a location to
view available items to
add to your order.
Proceed to check out
to review your order.



5

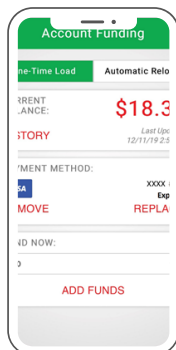
The current balance screen
shows you the amount you
have available to spend in
QuickCharge.



6

FUND YOUR ACCOUNT:

If you are using a
prepaid account, you
can add funds and
manage your automatic
reload settings from the
account funding
screen.



You can also complete your order directly
through the My QuickCharge app.
ACCESS CODE: CHAF350.

SCAN FOR APPLE



SCAN FOR ANDROID

